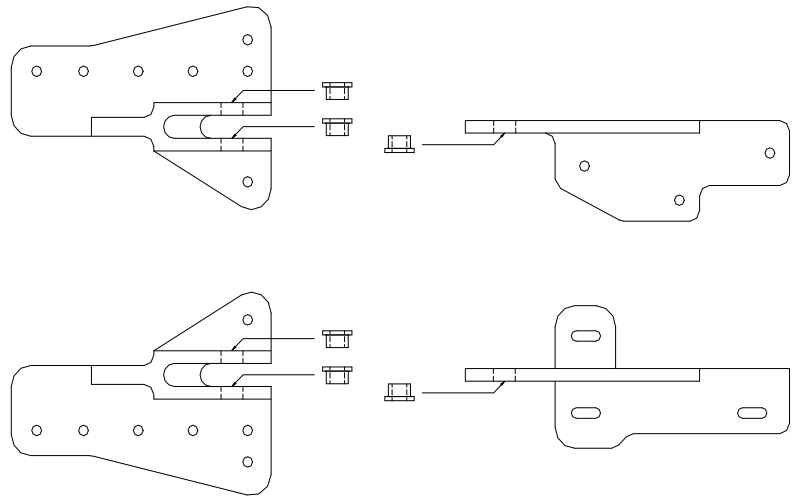
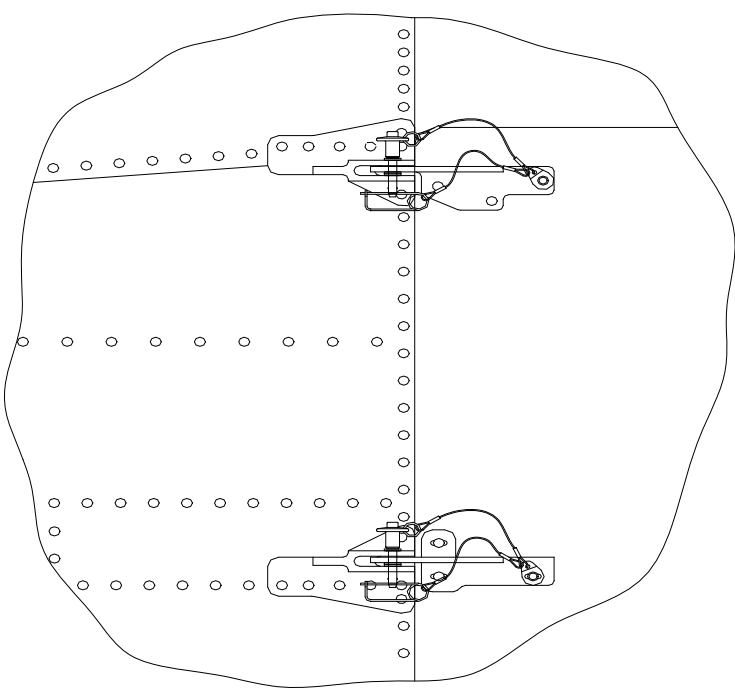
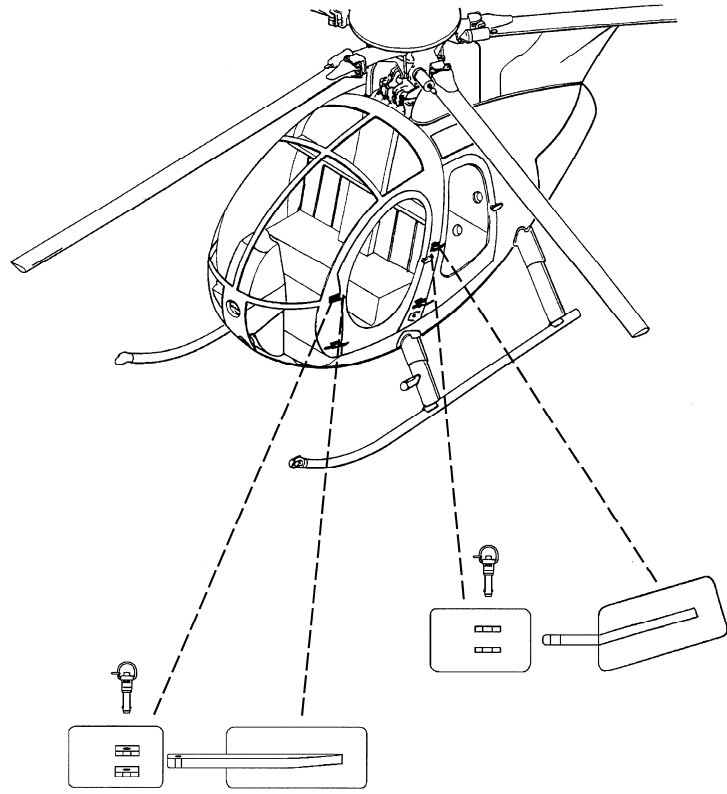


**FAA / EASA STC / PMA**  
**MD 500 / 600 SERIES**  
**RAPID REMOVAL CABIN / ENGINE DOOR KITS**



# **FAA / EASA STC / PMA MD 369 / 500 / 600 series**

## **RAPID REMOVAL CABIN DOOR / ENGINE COWL DOOR KITS**

### **CABIN DOORS:**

- EXTERIOR HINGES PROVIDE EASY REMOVAL / INSTALLATION OF MAIN CABIN DOORS.
  - 
  - REQUIRES NO SPECIAL TOOLS OR TRAINING.
- ELIMINATE LOST / STUCK PINS, REMOVAL OF INTERIOR PANELS.
  - NEW HINGES UTILIZE EXSISTING A/C HOLE PATTERNS
- WIDE HINGE FOOTPRINT SPREAD LOAD FORCES, INCREASES DOOR RIGIDITIY
- BUILT IN RUBBER BUMPERS GREATLY REDUCE POSSIBLE DOOR / AIRFRAME DAMAGE FROM OVEREXTENSION
- HINGES MILLED FROM SOLID 2024 T3 BILLET ALUMINUM. BUSHED HOLES ENSURE LONG TERM SERVICEABILITY

### **ENGINE COWL DOORS:**

- REMOVE COWLING DOORS IN SECONDS
- REPLACES EXSISTING HARDWARE WITH QUICK RELEASE PINS
  - ORIGINAL HINGE HOLES REAMED AND BUSHED
  - BUSHINGS / PINS / REAMER , SUPPLIED IN KIT.

### **MEEKER AVIATION SPECIAL OPS EQUIPMENT**

PH: 604-644-1125

FAX: 760-758-9612

[www.meekeraviation.com](http://www.meekeraviation.com)

[meekeraviation@yahoo.com](mailto:meekeraviation@yahoo.com)